



Azion Corporation

Investor Conference

2023.05.29



Disclaimer

This document is provided by Azion Corporation.

We have made forward-looking statements in the presentation. Our forward-looking statements contain information regarding, among other things, our financial conditions, future expansion plans and business strategies. We have based these forward-looking statements on our current expectations and projections about future events. Although we believe that these expectations and projections are reasonable, such forward-looking statements are inherently subject to risks, uncertainties, and assumptions about us.

We undertake no obligation to publicly update or revise any forward-looking statements whether as a result of new information, future events or otherwise. In light of these risks, uncertainties and assumptions, the forward-looking events might not occur and our actual results could differ materially from those anticipated in these forward-looking statements.



Agenda

I. Company Profile

II. 2023 Q1 Financial Results

III. Q&A

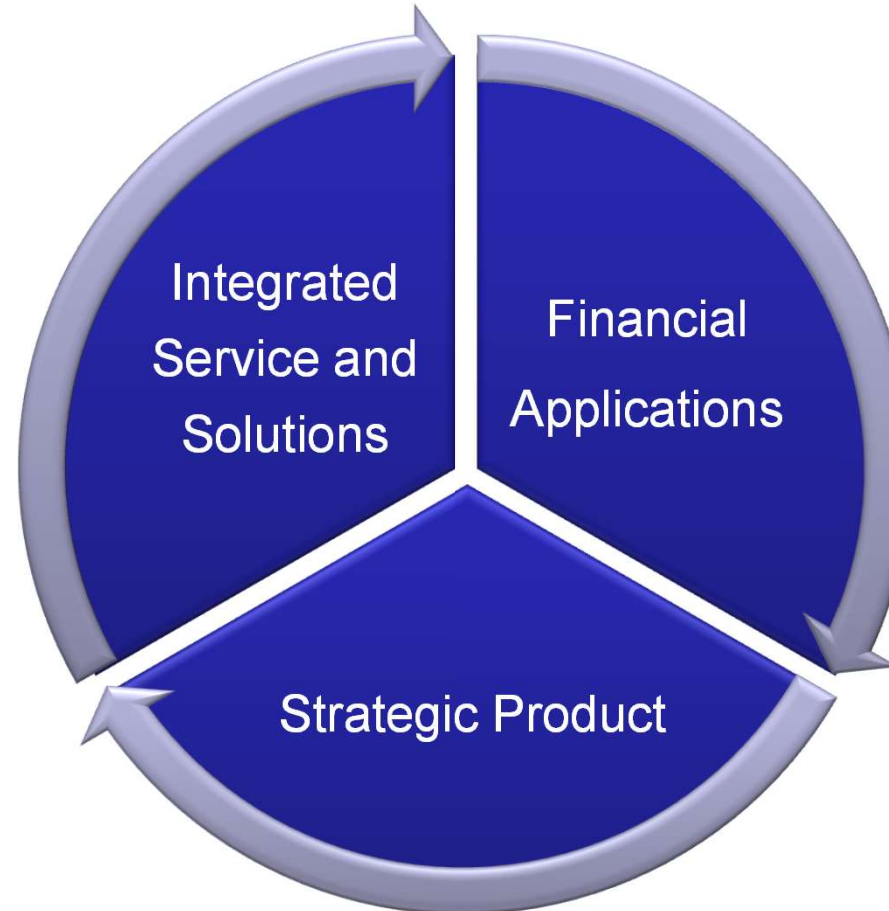
About Azion



- **Business** : Integrated Service and Solutions, Financial Applications, Maintenance Service
- **Customer** : Financial, Government and Public sector, Telecom and other Enterprises.

Product 、 Service and Solution

Product and Service



e-Loan system

Integrated debt management platform

Solutions

ICT System Integration Service
 Networking, Security, Disaster recovery, Call center solutions
 Storage equipment planning, construction and maintenance

AI、 Cloud and Big Data Solutions

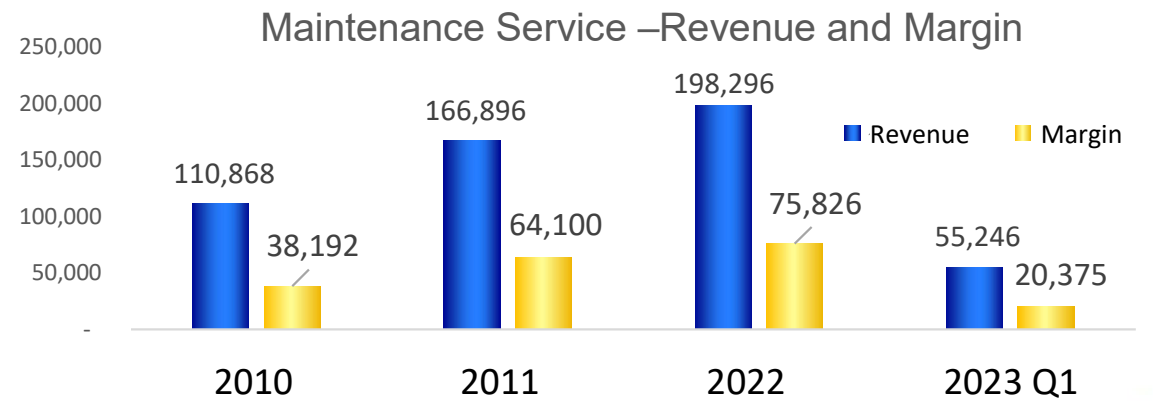
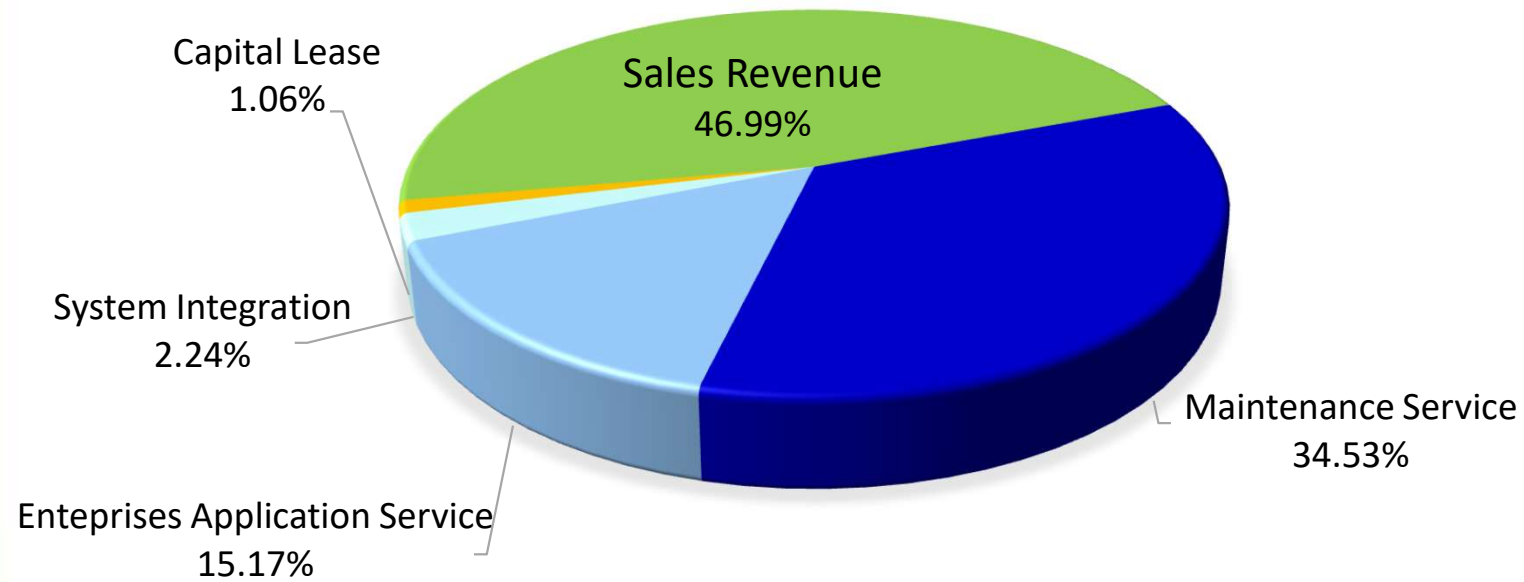
Gufonet : Enterprise Search Engine Vaidio : AI video analytic system
 Sol-idea : A Big Data analytics platform that integrates structured data, text data, and video data to develop operational analytical systems
 Intelligence integration analytics system,

Maintenance Service

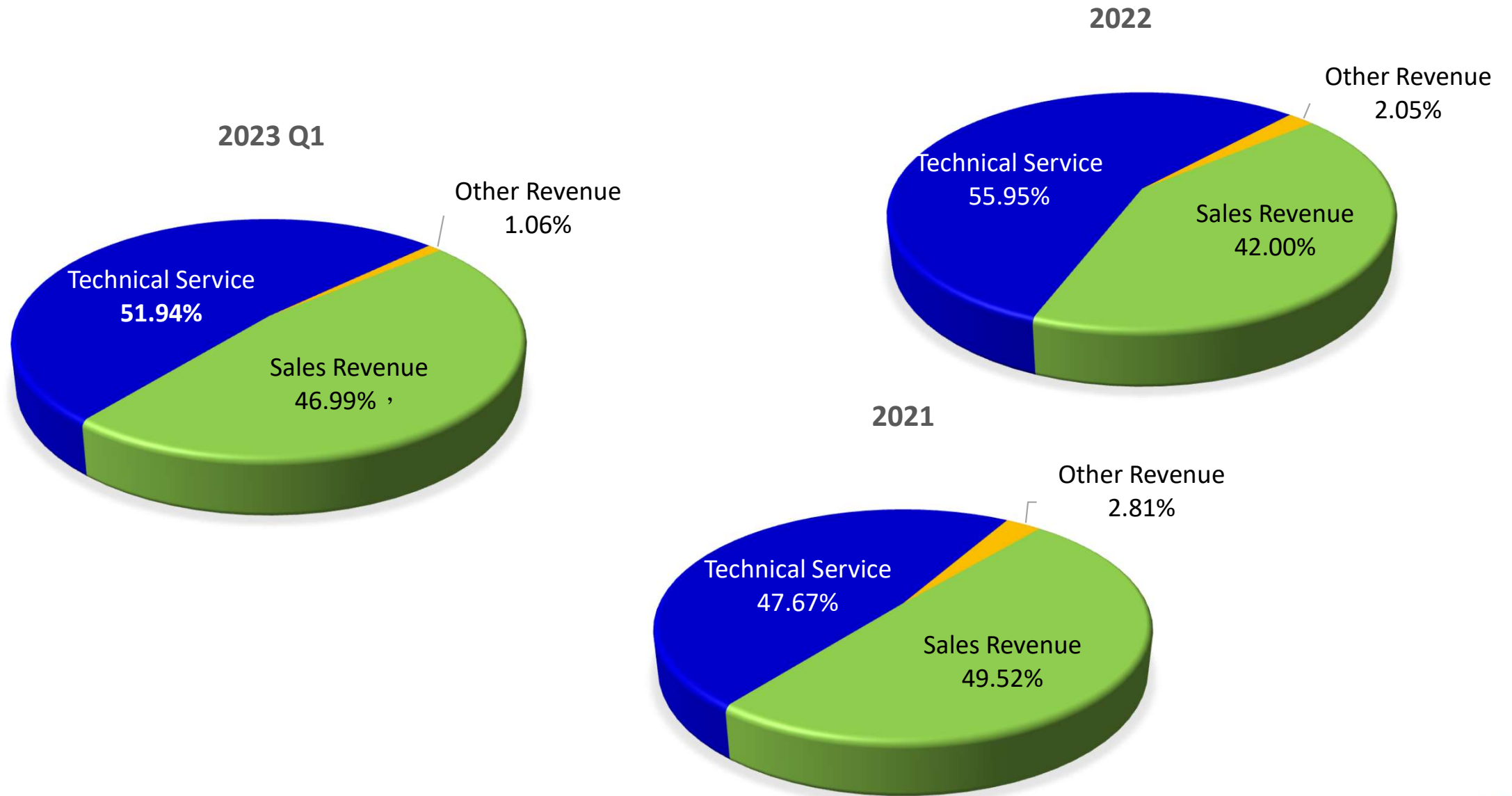


2023 Q1 Financial Results

2023 Q1 Revenue Breakdown



2020-2023 Q1 Revenue Breakdown



Condensed Consolidated Income Statement

	2022 Q3		2021年Q3		YOY
(UNIT : NT\$ K)	Amounts	%	Amounts	%	%
Operating Revenue	159,998	100%	100,384	100%	59%
Gross Profit	36,534	23%	32,643	33%	12%
Net Operating Income	6,796	4%	5,055	5%	34%
Profit before Tax	8,565	5%	8,505	8%	1%
Net Profit	5,275	3%	5,468	5%	-4%
EPS	0.12		0.12		

Condensed Consolidated Balance Sheet

Accounting Title	2022.03.31		2023.03.31	
	Amounts	%	Amounts	%
Cash and cash equivalents	279,270	29%	194,714	19%
Notes and Accounts receivable	191,390	20%	235,985	23%
Lease payments receivable	220,178	23%	194,820	19%
Inventories	102,729	11%	148,839	14%
Other assets	182,854	19%	255,559	25%
Total assets	976,421	100%	1,029,917	100%
Current and Non-current borrowings	123,867	13%	172,708	17%
Accounts payable	111,901	11%	115,995	11%
Other liabilities	204,512	21%	220,243	21%
Total liabilities	440,280	45%	508,946	49%
Total equity	536,141	55%	520,971	51%

Azion



The logo for Azion, featuring a stylized yellow wave above the word "Azion" in a black serif font.

Azion

THANK YOU